

# DACSO Summary of Survey Results

## Institutions: VCC (2011, 2010, 2009, 2008, 2007)

CPC Codes (internal institutional codes) (ACPR: Access to Practical Nursing (CERT))

Number of Eligible Students: 256  
 Number of Respondents: 160  
 Response Rate: 63%

### Description of Survey Respondents

#### Demographics

	Of Eligible Students:	Of Respondents:
Male	13%	9%
Female	88%	91%
Median age (yrs)	39.0	41.5
Aboriginal		1% *

#### Respondents' Reason For Enrolling (not asked in '10, '11)

Job skills	47%
Credential	24%
Credential & job skills	28%
Other	1% *

#### Previous Education

Completed high school (not asked in '05, '06, '08, '10, '11)	96%
Of Those With a Previous Credential (not asked in '04, '06, '08) N=71	
Certificate or diploma	86%
Degree	24%

#### Graduate Status (institution-reported)

Graduate (data for years prior to '04 may not be reliable)	100%
--	------

#### Graduate Status (self-reported) (not asked in '10, '11)

Completed requirements for program credential	94%
---	-----

### Employment Outcomes

#### Of Valid Responses:

99%	in the labour force
96%	employed

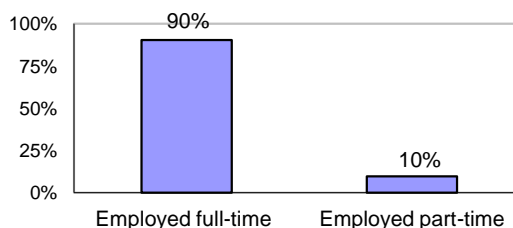
#### Of Those in the Labour Force:

3% *	unemployed
------	------------

#### Of Those Employed:

84%	employed in a <b>permanent</b> job
99%	employed in a <b>training-related</b> job
39%	had current job before/during studies

Of Employed Respondents Either Employed Full or Part-time: N= 144

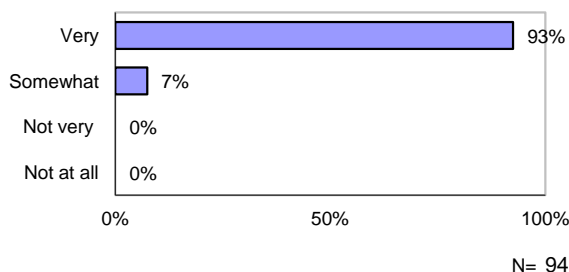


gross median monthly salary of **full-time** main job


\$24 gross median hourly wage of main job  
 (Obtained hourly wage data since 2005. Monthly salary data only available before 2005.)

### Usefulness of Studies

#### Usefulness of Education in Getting Job (obtained after studies)



#### Usefulness of Knowledge and Skill Gain in Performing Job\*\*



\* Sample size is less than ten, interpret with caution.

"n/a" Indicates the data are not shown to preserve confidentiality.

\*\* In 2003 and 2002, asked of a 25% sample. Before 2002, this question was not asked.

NOTE: All percentages are rounded to whole numbers.

# DACSO Summary of Survey Results

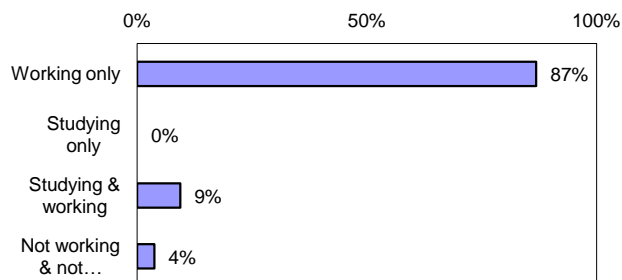
## Institutions: VCC (2011, 2010, 2009, 2008, 2007)

CPC Codes (internal institutional codes) (ACPR: Access to Practical Nursing (CERT))

Number of Eligible Students: 256  
 Number of Respondents: 160  
 Response Rate: 63%

### Current Activity

Of *All Respondents*:



Of *Respondents Both Working and Studying*: N= 15

93% employed full-time and studying  
 7% \* employed part-time and studying

Not asked in '11

100% considered themselves to be a worker rather than a student  
 0% considered themselves to be a student rather than a worker

### Further Education Outcomes

Of *Valid Responses*:

9% were currently studying  
 14% have taken further studies (including those still attending the same institution)

\* Of *Respondents Who Expected to Transfer Credits*: N= 1

100% \* received the expected course transfer credits  
 100% \* felt **satisfied** or **very satisfied** with the transfer experience

Of *Those Who Have Taken Further Studies* (including those still attending): N= 22

100% have taken further studies at a B.C. public post-secondary institution

Of *Those Who Have Taken Related Further Studies* (including those still attending): N= 18

56% felt **very well prepared** for further study  
 44% \* felt **somewhat prepared** for further study

#### Where are you studying or where did you take further studies?

##### B.C. Public Post-Secondary Institutions

0% BCIT  
 0% Camosun College  
 0% Capilano University (formerly Capilano College)  
 0% College of New Caledonia  
 5% College of the Rockies  
 18% Douglas College  
 0% Emily Carr University of Art and Design (formerly Emily Carr Institute of Art and Design)  
 0% Institute of Indigenous Government  
 5% Justice Institute of BC  
 0% Langara College  
 0% Nicola Valley Institute of Technology  
 0% North Island College  
 0% Northern Lights College  
 0% Northwest College  
 0% Okanagan College (formerly Okanagan Univ. College)  
 0% Selkirk College  
 64% Vancouver Community College

0% University of the Fraser Valley (formerly Univ. College of the Fraser Valley)  
 0% Kwantlen Polytechnic University (formerly Kwantlen Univ. College)  
 0% Vancouver Island University (formerly Malaspina Univ.-College)  
 0% University of British Columbia/UBC Okanagan  
 0% University of Northern British Columbia  
 5% Simon Fraser University  
 0% Royal Roads University  
 0% Thompson Rivers University (formerly Univ. College of the Cariboo)  
 5% Thompson Rivers University - Open Learning (formerly BC Open Learning)  
 0% University of Victoria  
 0% Other (all other institutions)

\* Sample size is less than ten, interpret with caution.

NOTE: All percentages are rounded to whole numbers.

# DACSO Summary of Survey Results

## Institutions: VCC (2011, 2010, 2009, 2008, 2007)

CPC Codes (internal institutional codes) (ACPR: Access to Practical Nursing (CERT))

Number of Eligible Students: 256  
 Number of Respondents: 160  
 Response Rate: 63%

### Skill Development and Post-Secondary Experience

#### Program Provided Opportunity for:

##### Skill Development

	Of respondents who felt skill was:						not applicable
	applicable						
	Very Well	Well	Adequately	Poorly	Very Poorly		
Write clearly and concisely	42%	35%	21%	1%	1%	6%	
Speak effectively	38%	41%	19%	1%	1%	6%	
Read and comprehend materials	46%	41%	12%	0%	1%	3%	
Work effectively with others	50%	37%	13%	0%	1%	1%	
Analyze and problem solve (before '03)	0%	0%	0%	0%	0%	0%	
Analyze and think critically	52%	39%	8%	1%	1%	1%	
Resolve issues or problems	36%	45%	17%	2%	0%	1%	
Use mathematics	38%	40%	19%	2%	1%	6%	
Use computers	16%	34%	34%	12%	5%	37%	
Use other tools and equipment	44%	35%	18%	1%	1%	1%	
Find information (before '04)	0%	0%	0%	0%	0%	0%	
Learn on your own	41%	39%	19%	1%	1%	3%	
Use entrepreneurial skills (before '04)	0%	0%	0%	0%	0%	0%	

##### Personal Development\*\* (not in '05, '07, '08, '10, '11)

	Of respondents who felt aspect of development was:						not applicable
	applicable						
	Very Well	Well	Adequately	Poorly	Very Poorly		
Decide career/education	65%	24% *	12%	0%	0%	0%	
Manage work effectively	71%	24% *	6%	0%	0%	0%	
Understand more about yourself	59%	29% *	12%	0%	0%	0%	
Develop community awareness	47%	33% *	20%	0%	0%	12%	
Appreciate the arts	22%	22% *	56%	0%	0%	47%	
Increase understanding of society	33%	40% *	27%	0%	0%	12%	

#### Satisfaction with Aspects of Your:

##### Program

	Of respondents who felt aspect of program was:						not applicable
	applicable						
	Very Good	Good	Adequate	Poor	Very Poor		
Quality of instruction	38%	44%	16%	2%	0%	0%	
Amount of practical experience	42%	35%	19%	3%	2%	0%	
Textbooks and learning materials	34%	42%	18%	4%	2%	1%	
Library materials	31%	34%	26%	9%	1%	12%	
Quality of computers and software	16%	37%	30%	13%	3%	37%	
Quality of other tools/equipment	31%	45%	21%	3%	1%	2%	
Availability of instructors outside of class (not in '10, '11)	36%	35%	21%	7%	2%	4%	
Helpfulness of instructors outside of class (not in '10, '11)	43%	32%	18%	6%	2%	4%	
Fair assessments (tests, papers) (not in '10, '11)	47%	39%	12%	2%	0%	0%	
Variety of assessments (not asked after '06)	0%	0%	0%	0%	0%	0%	
Organization of program	30%	40%	22%	8%	1%	0%	

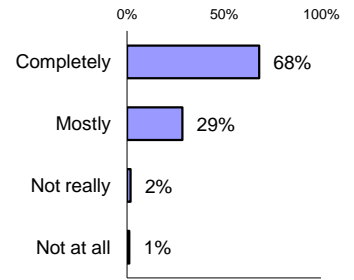
##### Courses

	Of respondents who felt aspect of courses was:						not applicable
	applicable						
	Very Good	Good	Adequate	Poor	Very Poor		
Being up to date	47%	40%	12%	1%	0%	1%	
Covering topics relevant to field	49%	38%	12%	1%	0%	0%	
Covering standards used	55%	36%	9%	0%	0%	0%	
Synthesizing information (not in '08, '10, '11)	45%	45%	9%	1%	0%	0%	
Encouraging to think in new ways (not in '08, '10, '11)	47%	39%	14%	0%	0%	0%	
Opportunity for class discussion (not in '08, '10, '11)	55%	32%	11%	1%	0%	0%	
Improve presentation skills (before '04)	0%	0%	0%	0%	0%	0%	

\*Sample size is less than ten, interpret with caution.  
 NOTE: All percentages are rounded to whole numbers.  
 \*\*Personal development questions asked of a 50% sample.

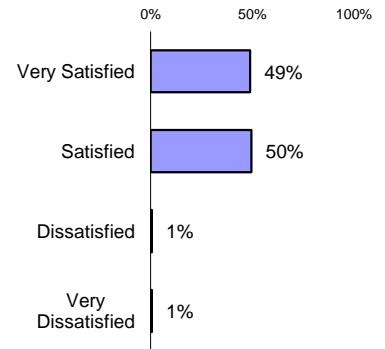
### Overall Satisfaction

#### Was Main Reason for Enrolling Met?



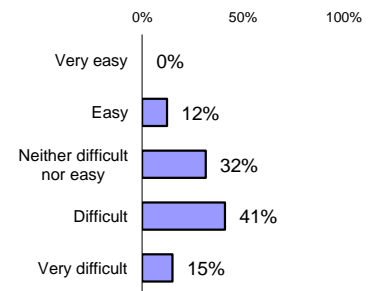
N= 157

#### How Satisfied with Education?\*\*\*



N= 159

**Level of Difficulty** (Asked after 2004. In 2005 - 2007 asked of trades-training respondents only. Since 2008, asked of all respondents. Not asked in 2010 and 2011.)



N= 73

\*\*\*A 50% sample was asked in 2004 and 2005. A different version of the question was asked before 2004 (not shown on this report).

# DACSO Summary of Survey Results

## Institutions: VCC (2011, 2010, 2009, 2008, 2007)

CPC Codes (internal institutional codes) (ACPR: Access to Practical Nursing (CERT))

Number of Eligible Students: 256  
 Number of Respondents: 160  
 Response Rate: 63%

### Reasons for choosing the institution

Why did you choose the institution? N= 32

(Multiple response version of Q53A first asked in 2008. Asked of a 50% sample. Not asked in 2010 and 2011.)

- 3% It is in the region where I live
- 9% Availability of program
- 0% Program unique to this institution
- 75% Reputation of institution/went there before
- 34% Reputation of program
- 56% Less expensive
- 3% I was accepted into this institution
- 6% Location of institution
- 9% Transferability of course or program
- 0% Employer sent me
- 9% Length of program/convenient schedule/online courses
- 3% Small institution or class size
- 3% Other

Note: In 2008, the "Why did you choose the institution?" question was changed to allow multiple responses. Please refer to the Evaluation of Education filtered report to see data for this question in the old non-multiple response format.

### Jobs Obtained

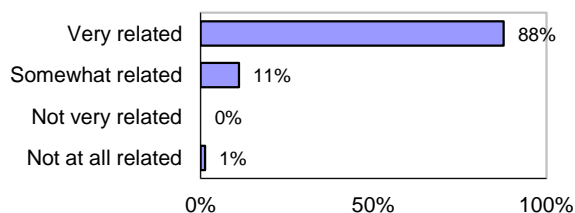
#### 10 Most Common Training-Related Occupations

Occupation Code	Occupation Name
3233	Registered Nursing Assistants
3413	Nurse Aides & Orderlies
3151	Head Nurses & Supervisors
3152	Registered Nurses
XXXX	Unclassified Occupations
4212	Community & Social Service Workers
6471	Visiting Homemakers, Housekeepers & Related Occupations
0311	Managers in Health Care

Employed in This Occupation	% of those Employed	Median Hourly Wage**	Median Weekly Hours Worked
139	90%	\$24	35
6 *	4%	\$21	37
2 *	1%	n/a	39
1 *	1%	n/a	40
1 *	1%	n/a	40
1 *	1%	n/a	40
1 *	1%	n/a	40
1 *	1%	n/a	40
<b>All Training-Related Occupations</b>	<b>152</b>	<b>99%</b>	<b>\$24</b>
<b>Unrelated Occupations</b>	<b>2 *</b>	<b>1%</b>	<b>n/a</b>
<b>Training-Related Status Unknown</b>	<b>0</b>		
<b>Currently Employed</b>	<b>154</b>	<b>100%</b>	<b>\$24</b>
<b>Unemployed and Looking for Work</b>	<b>5 *</b>		
<b>Total in Labour Market</b>	<b>159</b>		

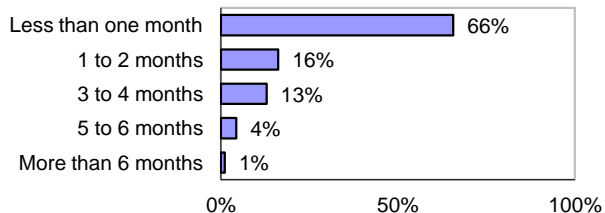
Of Those Currently Employed:

Relationship of Employment to Training



N= 154

How Long Did it Take to Find Current Training-Related Employment?



N= 93

\* Sample size is less than ten, interpret with caution.

\*\* Hourly wage data not available before 2005.

"n/a" Indicates the data are not shown to preserve confidentiality.