

DACSO Summary of Survey Results

Institutions: VCC (2011, 2010, 2009, 2008, 2007)

CPC Codes (internal institutional codes) (CNSK: Counselling Skills (CERT))

Number of Eligible Students: 69
 Number of Respondents: 48
 Response Rate: 70%

Description of Survey Respondents

Demographics

| | Of Eligible Students: | Of Respondents: |
|--------|-----------------------|-----------------|
| Male | 26% | 27% |
| Female | 72% | 73% |

Median age (yrs) 40.0 42.0

Aboriginal 2% *

Previous Education

| | |
|--|------|
| Completed high school (not asked in '05, '06, '08, '10, '11) | 100% |
| Of Those With a Previous Credential (not asked in '04, '06, '08) | N=32 |
| Certificate or diploma | 59% |
| Degree | 50% |

Respondents' Reason For Enrolling (not asked in '10, '11)

| | |
|-------------------------|-------|
| Job skills | 61% |
| Credential | 17% * |
| Credential & job skills | 17% * |
| Other | 4% * |

Graduate Status (institution-reported)

Graduate (data for years prior to '04 may not be reliable) 100%

Graduate Status (self-reported) (not asked in '10, '11)

Completed requirements for program credential 100%

Employment Outcomes

Of Valid Responses:

92% in the labour force
 81% employed

Of Those in the Labour Force:

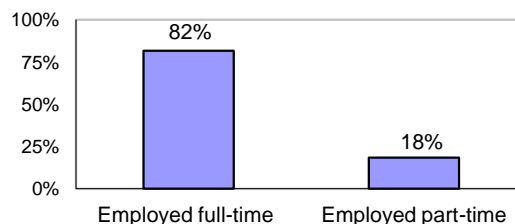
11% * unemployed

Of Those Employed:

82% employed in a **permanent** job
 72% employed in a **training-related** job

51% had current job before/during studies

Of Employed Respondents Either Employed Full or Part-time: N= 38

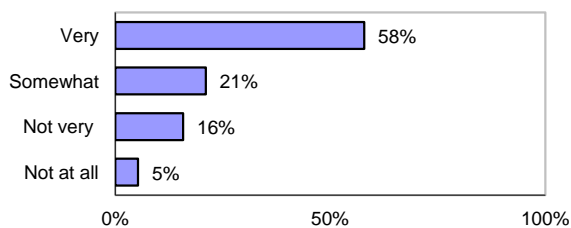


gross median monthly salary of **full-time** main job

\$21 gross median hourly wage of main job
 (Obtained hourly wage data since 2005. Monthly salary data only available before 2005.)

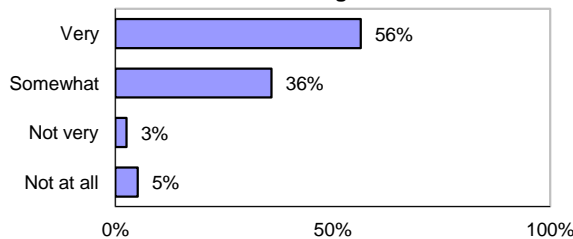
Usefulness of Studies

Usefulness of Education in Getting Job (obtained after studies)



N= 19

Usefulness of Knowledge and Skill Gain in Performing Job**



N= 39

* Sample size is less than ten, interpret with caution.

"n/a" Indicates the data are not shown to preserve confidentiality.

** In 2003 and 2002, asked of a 25% sample. Before 2002, this question was not asked.

NOTE: All percentages are rounded to whole numbers.

DACSO Summary of Survey Results

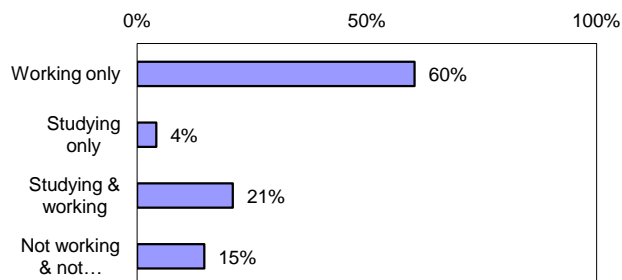
Institutions: VCC (2011, 2010, 2009, 2008, 2007)

CPC Codes (internal institutional codes) (CNSK: Counselling Skills (CERT))

Number of Eligible Students: 69
 Number of Respondents: 48
 Response Rate: 70%

Current Activity

Of *All Respondents*:



Of *Respondents Both Working and Studying*: N= 10

90% * employed full-time and studying
 10% * employed part-time and studying

Not asked in '11

100% * considered themselves to be a worker rather than a student
 0% considered themselves to be a student rather than a worker

Further Education Outcomes

Of *Valid Responses*:

25% were currently studying
 40% have taken further studies (including those still attending the same institution)

* Of *Respondents Who Expected to Transfer Credits*: N= 2

100% * received the expected course transfer credits
 100% * felt **satisfied** or **very satisfied** with the transfer experience

Of *Those Who Have Taken Further Studies*
 (including those still attending): N= 19

79% have taken further studies at a
 B.C. public post-secondary institution

* Of *Those Who Have Taken Related Further Studies*
 (including those still attending): N= 9

56% * felt **very well prepared** for further study
 44% * felt **somewhat prepared** for further study

Where are you studying or where did you take further studies?

B.C. Public Post-Secondary Institutions

11% BCIT
 0% Camosun College
 5% Capilano University (formerly Capilano College)
 0% College of New Caledonia
 0% College of the Rockies
 5% Douglas College
 0% Emily Carr University of Art and Design
 (formerly Emily Carr Institute of Art and Design)
 0% Institute of Indigenous Government
 0% Justice Institute of BC
 11% Langara College
 0% Nicola Valley Institute of Technology
 0% North Island College
 0% Northern Lights College
 0% Northwest College
 0% Okanagan College (formerly Okanagan Univ. College)
 0% Selkirk College
 26% Vancouver Community College

0% University of the Fraser Valley (formerly Univ. College of the Fraser Valley)
 0% Kwantlen Polytechnic University (formerly Kwantlen Univ. College)
 0% Vancouver Island University (formerly Malaspina Univ.-College)
 5% University of British Columbia/UBC Okanagan
 0% University of Northern British Columbia
 5% Simon Fraser University
 0% Royal Roads University
 5% Thompson Rivers University (formerly Univ. College of the Cariboo)
 5% Thompson Rivers University - Open Learning (formerly BC Open Learning)
 0% University of Victoria

21% Other (all other institutions)

* Sample size is less than ten, interpret with caution.

NOTE: All percentages are rounded to whole numbers.

DACSO Summary of Survey Results

Institutions: VCC (2011, 2010, 2009, 2008, 2007)

CPC Codes (internal institutional codes) (CNSK: Counselling Skills (CERT))

Number of Eligible Students: 69
 Number of Respondents: 48
 Response Rate: 70%

Skill Development and Post-Secondary Experience

Program Provided Opportunity for:

Skill Development

| | Of respondents who felt skill was: | | | | | | not applicable |
|---|------------------------------------|-------|------------|--------|-------------|-------|----------------|
| | applicable | | | | | | |
| | Very Well | Well | Adequately | Poorly | Very Poorly | | |
| Write clearly and concisely | 31% | 41% | 23% * | 5% | 0% | 17% * | |
| Speak effectively | 45% | 36% | 17% * | 2% | 0% | 13% * | |
| Read and comprehend materials | 51% | 32% | 17% * | 0% | 0% | 2% * | |
| Work effectively with others | 56% | 31% | 13% * | 0% | 0% | 0% | |
| Analyze and problem solve (before '03) | 0% | 0% | 0% | 0% | 0% | 0% | |
| Analyze and think critically | 48% | 35% | 17% * | 0% | 0% | 0% | |
| Resolve issues or problems | 51% | 36% | 13% * | 0% | 0% | 2% * | |
| Use mathematics | 0% | 0% | 50% * | 50% * | 0% | 92% | |
| Use computers | 15% * | 46% * | 23% * | 15% * | 0% | 73% | |
| Use other tools and equipment | 36% * | 32% * | 27% * | 5% * | 0% | 53% | |
| Find information (before '04) | 0% | 0% | 0% | 0% | 0% | 0% | |
| Learn on your own | 32% | 45% | 23% | 0% | 0% | 2% * | |
| Use entrepreneurial skills (before '04) | 0% | 0% | 0% | 0% | 0% | 0% | |

Personal Development** (not in '05, '07, '08, '10, '11)

| | Of respondents who felt aspect of development was: | | | | | not applicable |
|-----------------------------------|--|--------|------------|--------|-------------|----------------|
| | applicable | | | | | |
| | Very Well | Well | Adequately | Poorly | Very Poorly | |
| Decide career/education | 0% | 100% * | 0% | 0% | 0% | 0% |
| Manage work effectively | 50% * | 50% * | 0% | 0% | 0% | 0% |
| Understand more about yourself | 100% * | 0% | 0% | 0% | 0% | 0% |
| Develop community awareness | 100% * | 0% | 0% | 0% | 0% | 0% |
| Appreciate the arts | 100% * | 0% | 0% | 0% | 0% | 50% * |
| Increase understanding of society | 50% * | 50% * | 0% | 0% | 0% | 0% |

Satisfaction with Aspects of Your:

Program

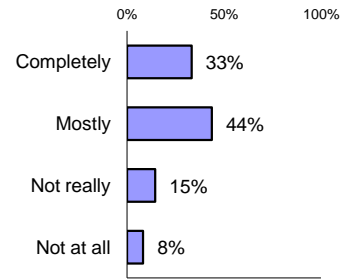
| | Of respondents who felt aspect of program was: | | | | | not applicable |
|--|--|-------|----------|------|-----------|----------------|
| | applicable | | | | | |
| | Very Good | Good | Adequate | Poor | Very Poor | |
| Quality of instruction | 57% | 30% | 9% * | 4% * | 0% | 0% |
| Amount of practical experience | 46% | 25% | 27% | 2% * | 0% | 0% |
| Textbooks and learning materials | 27% | 56% | 17% * | 0% | 0% | 0% |
| Library materials | 18% * | 42% | 36% | 3% * | 0% | 27% |
| Quality of computers and software | 0% | 45% * | 45% * | 9% * | 0% | 77% |
| Quality of other tools/equipment | 26% * | 30% * | 41% | 4% * | 0% | 44% |
| Availability of instructors outside of class (not in '10, '11) | 48% | 35% * | 13% * | 4% * | 0% | 0% |
| Helpfulness of instructors outside of class (not in '10, '11) | 45% | 41% * | 5% * | 9% * | 0% | 4% * |
| Fair assessments (tests, papers) (not in '10, '11) | 52% | 43% | 4% * | 0% | 0% | 0% |
| Variety of assessments (not asked after '06) | 0% | 0% | 0% | 0% | 0% | 0% |
| Organization of program | 46% | 33% | 17% * | 4% * | 0% | 0% |

Courses

| | Of respondents who felt aspect of courses was: | | | | | not applicable |
|---|--|-------|----------|------|-----------|----------------|
| | applicable | | | | | |
| | Very Good | Good | Adequate | Poor | Very Poor | |
| Being up to date | 54% | 27% | 17% * | 2% * | 0% | 0% |
| Covering topics relevant to field | 60% | 29% | 10% * | 0% | 0% | 0% |
| Covering standards used | 60% | 31% | 6% * | 2% * | 0% | 0% |
| Synthesizing information (not in '08, '10, '11) | 50% | 40% * | 10% * | 0% | 0% | 0% |
| Encouraging to think in new ways (not in '08, '10, '11) | 70% | 30% * | 0% | 0% | 0% | 0% |
| Opportunity for class discussion (not in '08, '10, '11) | 80% | 20% * | 0% | 0% | 0% | 0% |
| Improve presentation skills (before '04) | 0% | 0% | 0% | 0% | 0% | 0% |

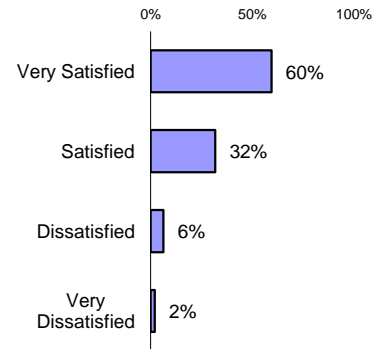
Overall Satisfaction

Was Main Reason for Enrolling Met?



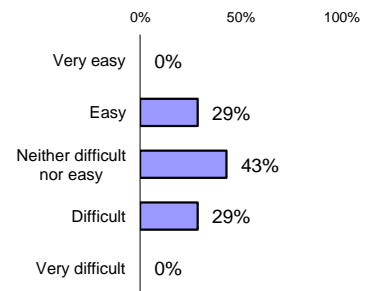
N= 48

How Satisfied with Education?***



N= 47

Level of Difficulty (Asked after 2004. In 2005 - 2007 asked of trades-training respondents only. Since 2008, asked of all respondents. Not asked in 2010 and 2011.)



*N= 7

*Sample size is less than ten, interpret with caution.
 NOTE: All percentages are rounded to whole numbers.
 **Personal development questions asked of a 50% sample.

***A 50% sample was asked in 2004 and 2005. A different version of the question was asked before 2004 (not shown on this report).

DACSO Summary of Survey Results

Institutions: VCC (2011, 2010, 2009, 2008, 2007)

CPC Codes (internal institutional codes) (CNSK: Counselling Skills (CERT))

Number of Eligible Students: 69
 Number of Respondents: 48
 Response Rate: 70%

Reasons for choosing the institution

Why did you choose the institution? N= 3

(Multiple response version of Q53A first asked in 2008. Asked of a 50% sample. Not asked in 2010 and 2011.)

- 0% It is in the region where I live
- 33% Availability of program
- 0% Program unique to this institution
- 67% Reputation of institution/went there before
- 67% Reputation of program
- 0% Less expensive
- 0% I was accepted into this institution
- 0% Location of institution
- 0% Transferability of course or program
- 0% Employer sent me

- 33% Length of program/convenient schedule/online courses
- 0% Small institution or class size
- 0% Other

Note: In 2008, the "Why did you choose the institution?" question was changed to allow multiple responses. Please refer to the Evaluation of Education filtered report to see data for this question in the old non-multiple response format.

Jobs Obtained

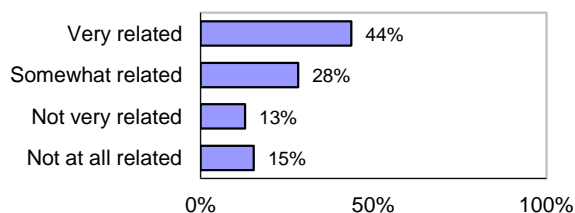
10 Most Common Training-Related Occupations

| | |
|------|--|
| 4212 | Community & Social Service Workers |
| 4213 | Employment Counsellors |
| 4153 | Family, Marriage and Other Related Counsellors |
| 0123 | Other Business Services Managers |
| 3413 | Nurse Aides & Orderlies |
| 4143 | School & Guidance Counsellors |
| 4152 | Social Workers |
| 4154 | Ministers of Religion |
| 6432 | Pursers & Flight Attendants |
| 6472 | Elementary & Secondary School Teacher Assistants |

| Occupation | Employed in This Occupation | % of those Employed | Median Hourly Wage** | Median Weekly Hours Worked |
|---|-----------------------------|---------------------|----------------------|----------------------------|
| | 8 * | 21% | \$17 | 26 |
| | 3 * | 8% | n/a | 38 |
| | 2 * | 5% | n/a | 37 |
| | 2 * | 5% | n/a | 40 |
| | 2 * | 5% | n/a | 35 |
| | 1 * | 3% | n/a | 55 |
| | 1 * | 3% | n/a | 40 |
| | 1 * | 3% | n/a | 40 |
| | 1 * | 3% | n/a | 20 |
| | 1 * | 3% | n/a | 38 |
| All Training-Related Occupations | 28 | 72% | \$20 | 35 |
| Unrelated Occupations | 11 | 28% | \$23 | 38 |
| Training-Related Status Unknown | 0 | | | |
| Currently Employed | 39 | 100% | \$21 | 36 |
| Unemployed and Looking for Work | 5 * | | | |
| Total in Labour Market | 44 | | | |

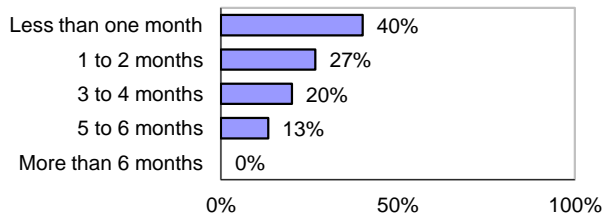
Of Those Currently Employed:

Relationship of Employment to Training



N= 39

How Long Did it Take to Find Current Training-Related Employment?



N= 15

* Sample size is less than ten, interpret with caution.

** Hourly wage data not available before 2005.

"n/a" Indicates the data are not shown to preserve confidentiality.