

DACSO Summary of Survey Results

Institutions: VCC (2011, 2010, 2009, 2008, 2007)

CPC Codes (internal institutional codes) (ITOD: Infant Toddler Education (CERT))

Number of Eligible Students: 27
 Number of Respondents: 18
 Response Rate: 67%

Description of Survey Respondents

Demographics

	Of Eligible Students:	Of Respondents:
Male	4% *	0%
Female	96%	100%

Median age (yrs) 45.0 43.5

Aboriginal 0%

Previous Education

Completed high school (not asked in '05, '06, '08, '10, '11)	100% *
<i>Of Those With a Previous Credential (not asked in '04, '06, '08) N=12</i>	
Certificate or diploma	83%
Degree	25%

Respondents' Reason For Enrolling (not asked in '10, '11)

Job skills	22% *
Credential	33% *
Credential & job skills	44% *
Other	0%

Graduate Status (institution-reported)

Graduate (data for years prior to '04 may not be reliable) 100%

Graduate Status (self-reported) (not asked in '10, '11)

Completed requirements for program credential 100% *

Employment Outcomes

Of Valid Responses:

100% in the labour force
 94% employed

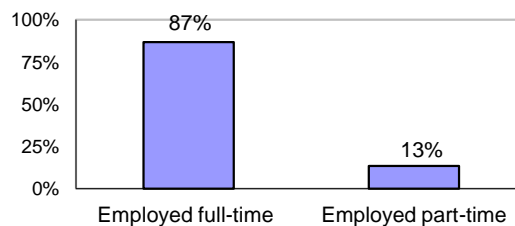
Of Those in the Labour Force:

6% * unemployed

Of Those Employed:

94% employed in a **permanent** job
 94% employed in a **training-related** job
 65% had current job before/during studies

Of Employed Respondents Either Employed Full or Part-time: N= 15

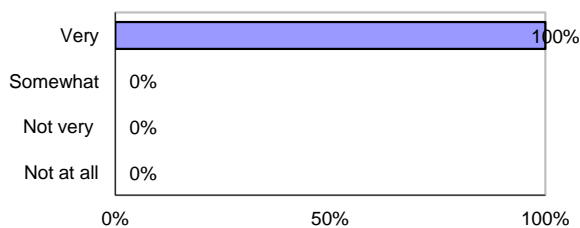


gross median monthly salary of **full-time** main job

\$17 gross median hourly wage of main job
 (Obtained hourly wage data since 2005. Monthly salary data only available before 2005.)

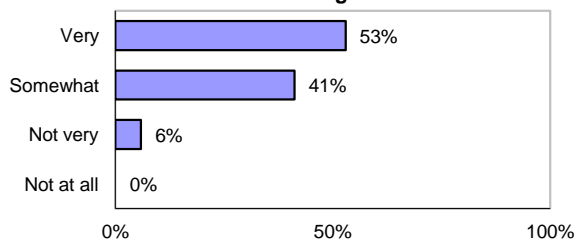
Usefulness of Studies

Usefulness of Education in Getting Job (obtained after studies)



N= 6 *

Usefulness of Knowledge and Skill Gain in Performing Job**



N= 17

* Sample size is less than ten, interpret with caution.
 "n/a" Indicates the data are not shown to preserve confidentiality.

** In 2003 and 2002, asked of a 25% sample. Before 2002, this question was not asked.
 NOTE: All percentages are rounded to whole numbers.

DACSO Summary of Survey Results

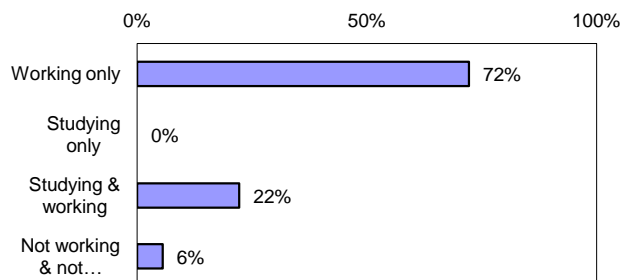
Institutions: VCC (2011, 2010, 2009, 2008, 2007)

CPC Codes (internal institutional codes) (ITOD: Infant Toddler Education (CERT))

Number of Eligible Students: 27
 Number of Respondents: 18
 Response Rate: 67%

Current Activity

Of All Respondents:



* Of Respondents Both Working and Studying: N= 4

100% * employed full-time and studying
 0% employed part-time and studying

Not asked in '11

100% * considered themselves to be a worker rather than a student
 0% considered themselves to be a student rather than a worker

Further Education Outcomes

Of Valid Responses:

22% * were currently studying
 28% * have taken further studies (including those still attending the same institution)

Of Respondents Who Expected to Transfer Credits: N= 0

0% received the expected course transfer credits
 0% felt **satisfied** or **very satisfied** with the transfer experience

* Of Those Who Have Taken **Related** Further Studies (including those still attending): N= 3

100% * felt **very well prepared** for further study
 0% felt **somewhat prepared** for further study

* Of Those Who Have Taken Further Studies (including those still attending): N= 5

100% * have taken further studies at a B.C. public post-secondary institution

Where are you studying or where did you take further studies?

B.C. Public Post-Secondary Institutions

0% BCIT	0% University of the Fraser Valley (formerly Univ. College of the Fraser Valley)
0% Camosun College	0% Kwantlen Polytechnic University (formerly Kwantlen Univ. College)
0% Capilano University (formerly Capilano College)	0% Vancouver Island University (formerly Malaspina Univ.-College)
0% College of New Caledonia	
0% College of the Rockies	
0% Douglas College	0% University of British Columbia/UBC Okanagan
0% Emily Carr University of Art and Design (formerly Emily Carr Institute of Art and Design)	0% University of Northern British Columbia
0% Institute of Indigenous Government	0% Simon Fraser University
0% Justice Institute of BC	0% Royal Roads University
0% Langara College	0% Thompson Rivers University (formerly Univ. College of the Cariboo)
0% Nicola Valley Institute of Technology	20% Thompson Rivers University - Open Learning (formerly BC Open Learning)
0% North Island College	0% University of Victoria
0% Northern Lights College	
0% Northwest College	
0% Okanagan College (formerly Okanagan Univ. College)	0% Other (all other institutions)
0% Selkirk College	
80% Vancouver Community College	

* Sample size is less than ten, interpret with caution.

NOTE: All percentages are rounded to whole numbers.

DACSO Summary of Survey Results

Institutions: VCC (2011, 2010, 2009, 2008, 2007)

CPC Codes (internal institutional codes) (ITOD: Infant Toddler Education (CERT))

Number of Eligible Students: 27
 Number of Respondents: 18
 Response Rate: 67%

Skill Development and Post-Secondary Experience

Program Provided Opportunity for:

Skill Development

	Of respondents who felt skill was:						not applicable
	applicable						
	Very Well	Well	Adequately	Poorly	Very Poorly		
Write clearly and concisely	35% *	53% *	12% *	0%	0%	6% *	
Speak effectively	33% *	56%	6% *	6% *	0%	0%	
Read and comprehend materials	47% *	41% *	12% *	0%	0%	6% *	
Work effectively with others	50% *	44% *	6% *	0%	0%	0%	
Analyze and problem solve (before '03)	0%	0%	0%	0%	0%	0%	
Analyze and think critically	44% *	44% *	11% *	0%	0%	0%	
Resolve issues or problems	33% *	56%	11% *	0%	0%	0%	
Use mathematics	18% *	64% *	0%	18% *	0%	39% *	
Use computers	50% *	30% *	10% *	10% *	0%	44% *	
Use other tools and equipment	27% *	60% *	13% *	0%	0%	17% *	
Find information (before '04)	0%	0%	0%	0%	0%	0%	
Learn on your own	44% *	39% *	11% *	0%	6% *	0%	
Use entrepreneurial skills (before '04)	0%	0%	0%	0%	0%	0%	

Personal Development** (not in '05, '07, '08, '10, '11)

	Of respondents who felt aspect of development was:						not applicable
	applicable						
	Very Well	Well	Adequately	Poorly	Very Poorly		
Decide career/education	50% *	50% *	0%	0%	0%	0%	
Manage work effectively	50% *	50% *	0%	0%	0%	0%	
Understand more about yourself	50% *	50% *	0%	0%	0%	0%	
Develop community awareness	50% *	50% *	0%	0%	0%	0%	
Appreciate the arts	50% *	50% *	0%	0%	0%	0%	
Increase understanding of society	50% *	50% *	0%	0%	0%	0%	

Satisfaction with Aspects of Your:

Program

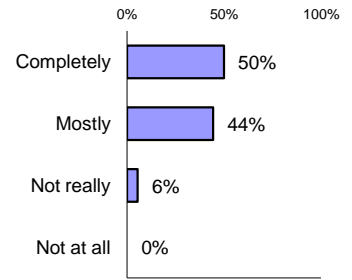
	Of respondents who felt aspect of program was:						not applicable
	applicable						
	Very Good	Good	Adequate	Poor	Very Poor		
Quality of instruction	22% *	61% *	11% *	0%	6% *	0%	
Amount of practical experience	33% *	44% *	17% *	6% *	0%	0%	
Textbooks and learning materials	33% *	44% *	17% *	6% *	0%	0%	
Library materials	27% *	53% *	20% *	0%	0%	17% *	
Quality of computers and software	20% *	60% *	20% *	0%	0%	44% *	
Quality of other tools/equipment	23% *	54% *	8% *	15% *	0%	28% *	
Availability of instructors outside of class (not in '10, '11)	33% *	44% *	22% *	0%	0%	0%	
Helpfulness of instructors outside of class (not in '10, '11)	38% *	50% *	13% *	0%	0%	11% *	
Fair assessments (tests, papers) (not in '10, '11)	38% *	25% *	25% *	13% *	0%	11% *	
Variety of assessments (not asked after '06)	0%	0%	0%	0%	0%	0%	
Organization of program	33% *	50% *	11% *	0%	6% *	0%	

Courses

	Of respondents who felt aspect of courses was:						not applicable
	applicable						
	Very Good	Good	Adequate	Poor	Very Poor		
Being up to date	44% *	50% *	6% *	0%	0%	0%	
Covering topics relevant to field	33% *	50% *	11% *	6% *	0%	0%	
Covering standards used	44% *	44% *	11% *	0%	0%	0%	
Synthesizing information (not in '08, '10, '11)	44% *	33% *	22% *	0%	0%	0%	
Encouraging to think in new ways (not in '08, '10, '11)	67% *	33% *	0%	0%	0%	0%	
Opportunity for class discussion (not in '08, '10, '11)	67% *	11% *	11% *	11% *	0%	0%	
Improve presentation skills (before '04)	0%	0%	0%	0%	0%	0%	

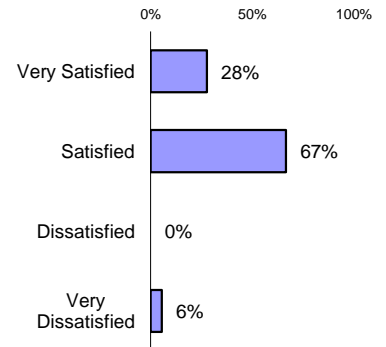
Overall Satisfaction

Was Main Reason for Enrolling Met?



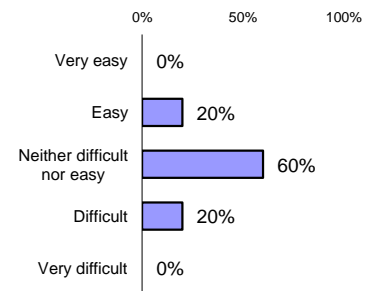
N= 18

How Satisfied with Education?***



N= 18

Level of Difficulty (Asked after 2004. In 2005 - 2007 asked of trades-training respondents only. Since 2008, asked of all respondents. Not asked in 2010 and 2011.)



*N= 5

*Sample size is less than ten, interpret with caution.
 NOTE: All percentages are rounded to whole numbers.
 **Personal development questions asked of a 50% sample.

***A 50% sample was asked in 2004 and 2005. A different version of the question was asked before 2004 (not shown on this report).

DACSO Summary of Survey Results

Institutions: VCC (2011, 2010, 2009, 2008, 2007)

CPC Codes (internal institutional codes) (ITOD: Infant Toddler Education (CERT))

Number of Eligible Students: 27
 Number of Respondents: 18
 Response Rate: 67%

Reasons for choosing the institution

Why did you choose the institution? N= 2

(Multiple response version of Q53A first asked in 2008. Asked of a 50% sample. Not asked in 2010 and 2011.)

- 0% It is in the region where I live
- 0% Availability of program
- 50% Program unique to this institution
- 50% Reputation of institution/went there before
- 0% Reputation of program
- 0% Less expensive
- 0% I was accepted into this institution
- 0% Location of institution
- 0% Transferability of course or program
- 50% Employer sent me

- 50% Length of program/convenient schedule/online courses
- 0% Small institution or class size
- 0% Other

Note: In 2008, the "Why did you choose the institution?" question was changed to allow multiple responses. Please refer to the Evaluation of Education filtered report to see data for this question in the old non-multiple response format.

Jobs Obtained

10 Most Common Training-Related Occupations

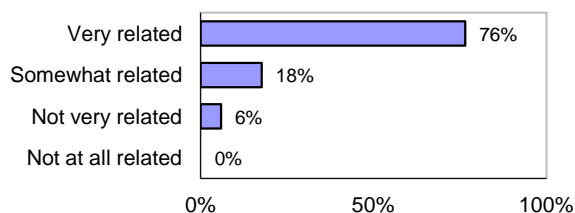
4214	Early Childhood Educators
4212	Community & Social Service Workers
XXXX	Unclassified Occupations

Employed in This Occupation	% of those Employed	Median Hourly Wage**	Median Weekly Hours Worked
13	76%	\$17	38
2 *	12%	n/a	38
1 *	6%		

All Training-Related Occupations	16	94%	\$17	38
Unrelated Occupations	1 *	6%	n/a	22
Training-Related Status Unknown	0			
Currently Employed	17	100%	\$17	38
Unemployed and Looking for Work	1 *			
Total in Labour Market	18			

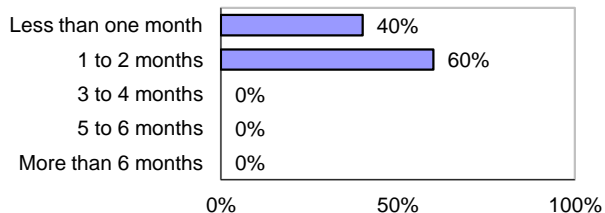
Of Those Currently Employed:

Relationship of Employment to Training



N= 17

How Long Did it Take to Find Current Training-Related Employment?



* N= 5

* Sample size is less than ten, interpret with caution.

** Hourly wage data not available before 2005.

"n/a" Indicates the data are not shown to preserve confidentiality.