

DACSO Summary of Survey Results

Institutions: VCC (2011, 2010, 2009, 2008, 2007)

CPC Codes (internal institutional codes) (JEWL: Jewellery Art & Design (DIPL))

Number of Eligible Students: 63
 Number of Respondents: 39
 Response Rate: 62%

Description of Survey Respondents

Demographics

	Of Eligible Students:	Of Respondents:
Male	14% *	15% *
Female	86%	85%

Median age (yrs) 28.0 28.0

Aboriginal 8% *

Previous Education

Completed high school (not asked in '05, '06, '08, '10, '11)	79%
Of Those With a Previous Credential (not asked in '04, '06, '08) N=16	
Certificate or diploma	75%
Degree	44%

Respondents' Reason For Enrolling (not asked in '10, '11)

Job skills	70%
Credential	17% *
Credential & job skills	9% *
Other	4% *

Graduate Status (institution-reported)

Graduate (data for years prior to '04 may not be reliable) 100%

Graduate Status (self-reported) (not asked in '10, '11)

Completed requirements for program credential 100%

Employment Outcomes

Of Valid Responses:

89% in the labour force
 79% employed

Of Those in the Labour Force:

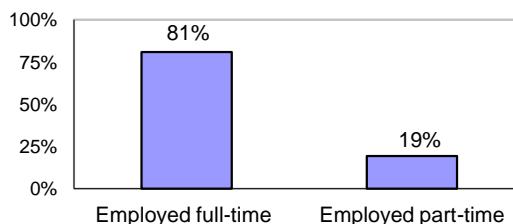
12% * unemployed

Of Those Employed:

71% employed in a **permanent** job
 70% employed in a **training-related** job

27% * had current job before/during studies

Of Employed Respondents Either Employed Full or Part-time: N= 26

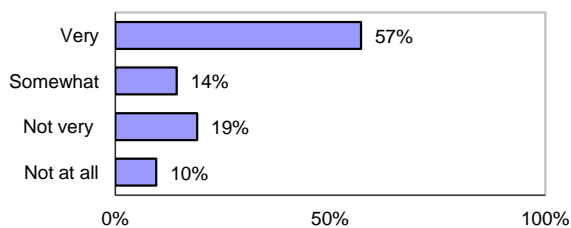


gross median monthly salary of **full-time** main job

\$15 gross median hourly wage of main job
 (Obtained hourly wage data since 2005. Monthly salary data only available before 2005.)

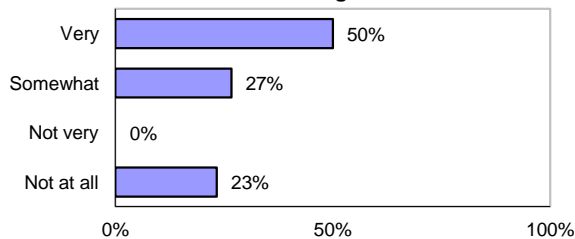
Usefulness of Studies

Usefulness of Education in Getting Job (obtained after studies)



N= 21

Usefulness of Knowledge and Skill Gain in Performing Job**



N= 30

* Sample size is less than ten, interpret with caution.

"n/a" Indicates the data are not shown to preserve confidentiality.

** In 2003 and 2002, asked of a 25% sample. Before 2002, this question was not asked.

NOTE: All percentages are rounded to whole numbers.

DACSO Summary of Survey Results

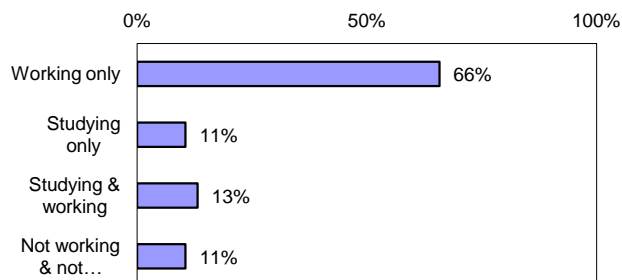
Institutions: VCC (2011, 2010, 2009, 2008, 2007)

CPC Codes (internal institutional codes) (JEWL: Jewellery Art & Design (DIPL))

Number of Eligible Students: 63
 Number of Respondents: 39
 Response Rate: 62%

Current Activity

Of *All Respondents*:



* Of Respondents Both Working and Studying: N= 5

- 50% * employed full-time and studying
- 50% * employed part-time and studying

Not asked in '11

- 40% * considered themselves to be a worker rather than a student
- 60% * considered themselves to be a student rather than a worker

Further Education Outcomes

Of *Valid Responses*:

- 23% * were currently studying
- 36% have taken further studies (including those still attending the same institution)

Of Respondents Who Expected to Transfer Credits: N= 0

- 0% received the expected course transfer credits
- 0% felt **satisfied** or **very satisfied** with the transfer experience

Of Those Who Have Taken Further Studies (including those still attending): N= 14

- 64% * have taken further studies at a B.C. public post-secondary institution

Of Those Who Have Taken **Related** Further Studies (including those still attending): N= 11

- 64% * felt **very well prepared** for further study
- 27% * felt **somewhat prepared** for further study

Where are you studying or where did you take further studies?

B.C. Public Post-Secondary Institutions

- 0% BCIT
- 0% Camosun College
- 0% Capilano University (formerly Capilano College)
- 0% College of New Caledonia
- 0% College of the Rockies
- 0% Douglas College
- 8% Emily Carr University of Art and Design (formerly Emily Carr Institute of Art and Design)
- 0% Institute of Indigenous Government
- 0% Justice Institute of BC
- 0% Langara College
- 0% Nicola Valley Institute of Technology
- 0% North Island College
- 0% Northern Lights College
- 0% Northwest College
- 0% Okanagan College (formerly Okanagan Univ. College)
- 0% Selkirk College
- 62% Vancouver Community College

- 0% University of the Fraser Valley (formerly Univ. College of the Fraser Valley)
- 0% Kwantlen Polytechnic University (formerly Kwantlen Univ. College)
- 0% Vancouver Island University (formerly Malaspina Univ.-College)
- 0% University of British Columbia/UBC Okanagan
- 0% University of Northern British Columbia
- 0% Simon Fraser University
- 0% Royal Roads University
- 0% Thompson Rivers University (formerly Univ. College of the Cariboo)
- 0% Thompson Rivers University - Open Learning (formerly BC Open Learning)
- 0% University of Victoria

31% Other (all other institutions)

* Sample size is less than ten, interpret with caution.

NOTE: All percentages are rounded to whole numbers.

DACSO Summary of Survey Results

Institutions: VCC (2011, 2010, 2009, 2008, 2007)

CPC Codes (internal institutional codes) (JEWL: Jewellery Art & Design (DIPL))

Number of Eligible Students: 63
 Number of Respondents: 39
 Response Rate: 62%

Skill Development and Post-Secondary Experience

Program Provided Opportunity for:

Skill Development

	Of respondents who felt skill was:						not applicable
	applicable						
	Very Well	Well	Adequately	Poorly	Very Poorly		
Write clearly and concisely	27% *	27% *	36% *	9% *	0%		72%
Speak effectively	8% *	25% *	50% *	17% *	0%		69%
Read and comprehend materials	25% *	29% *	29% *	8% *	8% *		38%
Work effectively with others	29% *	32%	19% *	19% *	0%		21% *
Analyze and problem solve (before '03)	0%	0%	0%	0%	0%		0%
Analyze and think critically	30%	36%	24% *	6% *	3% *		15% *
Resolve issues or problems	32%	29%	26% *	6% *	6% *		11% *
Use mathematics	23% *	26% *	29% *	13% *	10% *		21% *
Use computers	0%	0%	27% *	33% *	40% *		61%
Use other tools and equipment	49%	32%	14% *	3% *	3% *		5% *
Find information (before '04)	0%	0%	0%	0%	0%		0%
Learn on your own	49%	27%	14% *	8% *	3% *		5% *
Use entrepreneurial skills (before '04)	0%	0%	0%	0%	0%		0%

Personal Development** (not in '05, '07, '08, '10, '11)

	Of respondents who felt aspect of development was:						not applicable
	applicable						
	Very Well	Well	Adequately	Poorly	Very Poorly		
Decide career/education	50% *	25% *	25% *	0%	0%		0%
Manage work effectively	50% *	25% *	0%	25% *	0%		0%
Understand more about yourself	75% *	0%	0%	0%	25% *		0%
Develop community awareness	0%	0%	100% *	0%	0%		25% *
Appreciate the arts	75% *	25% *	0%	0%	0%		0%
Increase understanding of society	0%	0%	100% *	0%	0%		50% *

Satisfaction with Aspects of Your:

Program

	Of respondents who felt aspect of program was:						not applicable
	applicable						
	Very Good	Good	Adequate	Poor	Very Poor		
Quality of instruction	29%	42%	21% *	5% *	3% *		0%
Amount of practical experience	41%	36%	18% *	3% *	3% *		0%
Textbooks and learning materials	13% *	42%	21% *	18% *	5% *		3% *
Library materials	21% *	50%	15% *	15% *	0%		13% *
Quality of computers and software	0%	17% *	25% *	42% *	17% *		69%
Quality of other tools/equipment	49%	36%	10% *	3% *	3% *		0%
Availability of instructors outside of class (not in '10, '11)	19% *	13% *	25% *	25% *	19% *		27% *
Helpfulness of instructors outside of class (not in '10, '11)	24% *	12% *	41% *	24% *	0%		23% *
Fair assessments (tests, papers) (not in '10, '11)	22% *	48%	30% *	0%	0%		0%
Variety of assessments (not asked after '06)	0%	0%	0%	0%	0%		0%
Organization of program	13% *	28%	44%	10% *	5% *		0%

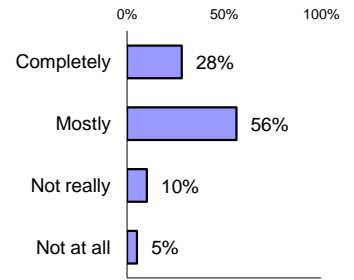
Courses

	Of respondents who felt aspect of courses was:						not applicable
	applicable						
	Very Good	Good	Adequate	Poor	Very Poor		
Being up to date	29%	50%	3% *	13% *	5% *		3% *
Covering topics relevant to field	29%	47%	16% *	5% *	3% *		3% *
Covering standards used	19% *	51%	19% *	5% *	5% *		3% *
Synthesizing information (not in '08, '10, '11)	43% *	43% *	14% *	0%	0%		0%
Encouraging to think in new ways (not in '08, '10, '11)	64% *	21% *	7% *	7% *	0%		0%
Opportunity for class discussion (not in '08, '10, '11)	31% *	46% *	15% *	8% *	0%		7% *
Improve presentation skills (before '04)	0%	0%	0%	0%	0%		0%

*Sample size is less than ten, interpret with caution.
 NOTE: All percentages are rounded to whole numbers.
 **Personal development questions asked of a 50% sample.

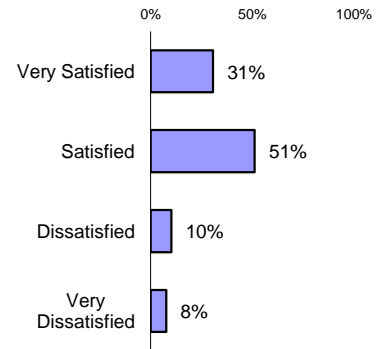
Overall Satisfaction

Was Main Reason for Enrolling Met?



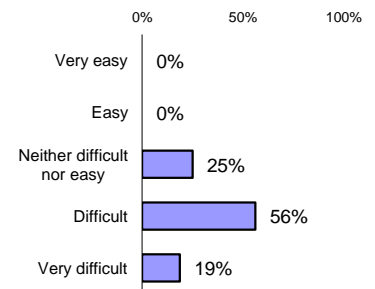
N= 39

How Satisfied with Education?***



N= 39

Level of Difficulty (Asked after 2004. In 2005 - 2007 asked of trades-training respondents only. Since 2008, asked of all respondents. Not asked in 2010 and 2011.)



N= 16

***A 50% sample was asked in 2004 and 2005. A different version of the question was asked before 2004 (not shown on this report).

DACSO Summary of Survey Results

Institutions: VCC (2011, 2010, 2009, 2008, 2007)

CPC Codes (internal institutional codes) (JEWL: Jewellery Art & Design (DIPL))

Number of Eligible Students: 63
 Number of Respondents: 39
 Response Rate: 62%

Reasons for choosing the institution

Why did you choose the institution? N= 9

(Multiple response version of Q53A first asked in 2008. Asked of a 50% sample. Not asked in 2010 and 2011.)

- 22% It is in the region where I live
- 44% Availability of program
- 11% Program unique to this institution
- 0% Reputation of institution/went there before
- 33% Reputation of program
- 0% Less expensive
- 0% I was accepted into this institution
- 0% Location of institution
- 0% Transferability of course or program
- 0% Employer sent me
- 0% Length of program/convenient schedule/online courses
- 0% Small institution or class size
- 0% Other

Note: In 2008, the "Why did you choose the institution?" question was changed to allow multiple responses. Please refer to the Evaluation of Education filtered report to see data for this question in the old non-multiple response format.

Jobs Obtained

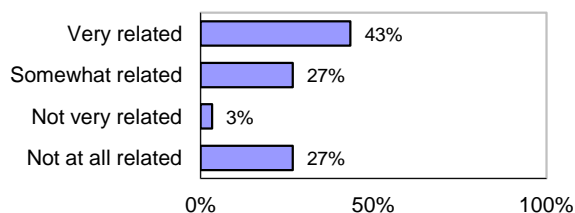
10 Most Common Training-Related Occupations

Occupation Code	Occupation Name	Employed in This Occupation	% of those Employed	Median Hourly Wage**	Median Weekly Hours Worked
5244	Artisans & Craftspersons	6 *	20%	n/a	33
5243	Theatre, Fashion, Exhibit & Other Creative Designers	5 *	17%	n/a	35
7344	Jewellers, Watch Repairers	4 *	13%	n/a	40
6421	Retail Salespersons	3 *	10%	n/a	33
XXXX	Unclassified Occupations	2 *	7%		40
9517	Other Products Machine Operators	1 *	3%	n/a	10

All Training-Related Occupations	21	70%	\$15	35
Unrelated Occupations	9 *	30%	\$14	35
Training-Related Status Unknown	0			
Currently Employed	30	100%	\$15	35
Unemployed and Looking for Work	4 *			
Total in Labour Market	34			

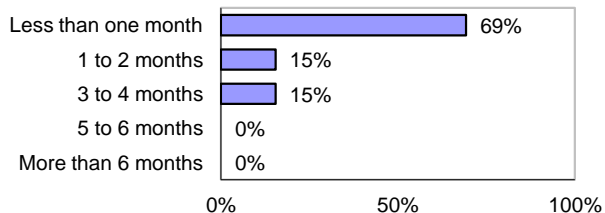
Of Those Currently Employed:

Relationship of Employment to Training



N= 30

How Long Did it Take to Find Current Training-Related Employment?



N= 13

* Sample size is less than ten, interpret with caution.

** Hourly wage data not available before 2005.

"n/a" Indicates the data are not shown to preserve confidentiality.