

DACSO Summary of Survey Results

Institutions: VCC (2011, 2010, 2009, 2008, 2007)

CPC Codes (internal institutional codes) (MUAR: Music-Composition/Arranging (DIPL), MUCM: Music-Jazz & Contemporary Instrumental (DIPL), MUCP: I

Number of Eligible Students: 80
 Number of Respondents: 49
 Response Rate: 61%

Description of Survey Respondents

Demographics

	Of Eligible Students:	Of Respondents:
Male	50%	57%
Female	50%	43%

Median age (yrs) 25.0 25.0

Aboriginal 6% *

Previous Education

Completed high school (not asked in '05, '06, '08, '10, '11)	100%
Of Those With a Previous Credential (not asked in '04, '06, '08)	N=10
Certificate or diploma	70%
Degree	30%

Respondents' Reason For Enrolling (not asked in '10, '11)

Job skills	55%
Credential	17% *
Credential & job skills	17% *
Other	10% *

Graduate Status (institution-reported)

Graduate (data for years prior to '04 may not be reliable) 100%

Graduate Status (self-reported) (not asked in '10, '11)

Completed requirements for program credential 93%

Employment Outcomes

Of Valid Responses:

79% in the labour force
 69% employed

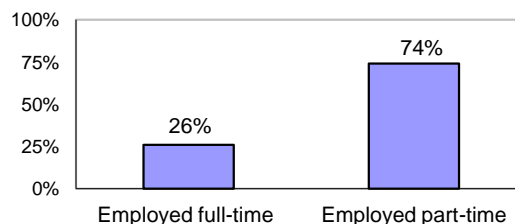
Of Those in the Labour Force:

11% * unemployed

Of Those Employed:

74% employed in a **permanent** job
 48% employed in a **training-related** job
 39% had current job before/during studies

Of Employed Respondents Either Employed Full or Part-time: N= 27

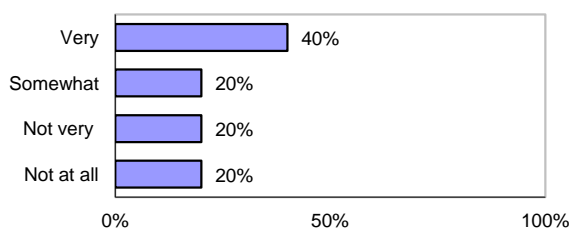


gross median monthly salary of **full-time** main job

\$18 gross median hourly wage of main job
 (Obtained hourly wage data since 2005. Monthly salary data only available before 2005.)

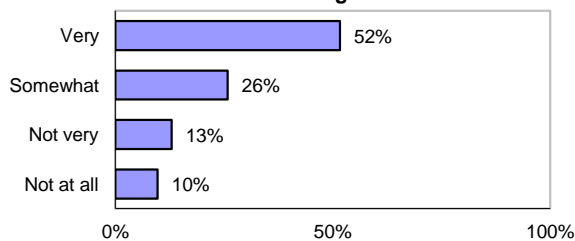
Usefulness of Studies

Usefulness of Education in Getting Job (obtained after studies)



N= 20

Usefulness of Knowledge and Skill Gain in Performing Job**



N= 31

* Sample size is less than ten, interpret with caution.

"n/a" Indicates the data are not shown to preserve confidentiality.

** In 2003 and 2002, asked of a 25% sample. Before 2002, this question was not asked.

NOTE: All percentages are rounded to whole numbers.

DACSO Summary of Survey Results

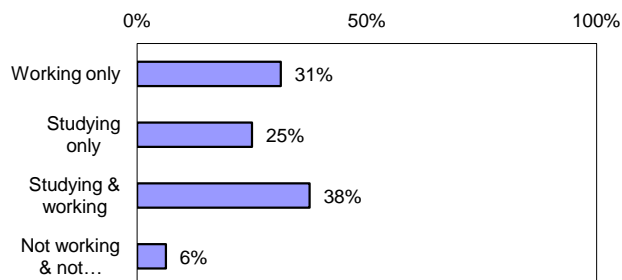
Institutions: VCC (2011, 2010, 2009, 2008, 2007)

CPC Codes (internal institutional codes) (MUAR: Music-Composition/Arranging (DIPL), MUCM: Music-Jazz & Contemporary Instrumental (DIPL), M

Number of Eligible Students: 80
 Number of Respondents: 49
 Response Rate: 61%

Current Activity

Of All Respondents:



Of Respondents Both Working and Studying: N= 18

7% * employed full-time and studying
 93% employed part-time and studying

Not asked in '11

0% considered themselves to be a worker rather than a student
 100% considered themselves to be a student rather than a worker

Further Education Outcomes

Of Valid Responses:

63% were currently studying
 67% have taken further studies (including those still attending the same institution)

* Of Respondents Who Expected to Transfer Credits: N= 8

63% * received the expected course transfer credits
 88% * felt **satisfied** or **very satisfied** with the transfer experience

Of Those Who Have Taken Further Studies (including those still attending): N= 33

91% have taken further studies at a B.C. public post-secondary institution

Of Those Who Have Taken **Related** Further Studies (including those still attending): N= 28

68% felt **very well prepared** for further study
 29% * felt **somewhat prepared** for further study

Where are you studying or where did you take further studies?

B.C. Public Post-Secondary Institutions

0% BCIT	3% University of the Fraser Valley (formerly Univ. College of the Fraser Valley)
0% Camosun College	3% Kwantlen Polytechnic University (formerly Kwantlen Univ. College)
12% Capilano University (formerly Capilano College)	0% Vancouver Island University (formerly Malaspina Univ.-College)
0% College of New Caledonia	
0% College of the Rockies	
3% Douglas College	6% University of British Columbia/UBC Okanagan
0% Emily Carr University of Art and Design (formerly Emily Carr Institute of Art and Design)	0% University of Northern British Columbia
0% Institute of Indigenous Government	0% Simon Fraser University
0% Justice Institute of BC	0% Royal Roads University
3% Langara College	0% Thompson Rivers University (formerly Univ. College of the Cariboo)
0% Nicola Valley Institute of Technology	0% Thompson Rivers University - Open Learning (formerly BC Open Learning)
0% North Island College	0% University of Victoria
0% Northern Lights College	
0% Northwest College	
0% Okanagan College (formerly Okanagan Univ. College)	9% Other (all other institutions)
0% Selkirk College	
61% Vancouver Community College	

* Sample size is less than ten, interpret with caution.

NOTE: All percentages are rounded to whole numbers.

DACSO Summary of Survey Results

Institutions: VCC (2011, 2010, 2009, 2008, 2007)

CPC Codes (internal institutional codes) (MUAR: Music-Composition/Arranging (DIPL), MUCM: Music-Jazz & Contemporary Instrumental (DIPL), MUCP: M

Number of Eligible Students: 80
 Number of Respondents: 49
 Response Rate: 61%

Skill Development and Post-Secondary Experience

Program Provided Opportunity for:

Skill Development

	Of respondents who felt skill was:						not applicable
	applicable						
	Very Well	Well	Adequately	Poorly	Very Poorly		
Write clearly and concisely	19% *	42%	29% *	6% *	3% *		37%
Speak effectively	12% *	46%	38%	4% *	0%		47%
Read and comprehend materials	40%	48%	13% *	0%	0%		2% *
Work effectively with others	47%	49%	4% *	0%	0%		0%
Analyze and problem solve (before '03)	0%	0%	0%	0%	0%		0%
Analyze and think critically	42%	42%	15% *	2% *	0%		2% *
Resolve issues or problems	23% *	55%	23% *	0%	0%		18% *
Use mathematics	30% *	35% *	25% *	5% *	5% *		59%
Use computers	25%	45%	18% *	13% *	0%		18% *
Use other tools and equipment	24%	49%	24%	2% *	0%		0%
Find information (before '04)	0%	0%	0%	0%	0%		0%
Learn on your own	45%	47%	9% *	0%	0%		2% *
Use entrepreneurial skills (before '04)	0%	0%	0%	0%	0%		0%

Personal Development** (not in '05, '07, '08, '10, '11)

	Of respondents who felt aspect of development was:						not applicable
	applicable						
	Very Well	Well	Adequately	Poorly	Very Poorly		
Decide career/education	25% *	75% *	0%	0%	0%		0%
Manage work effectively	50% *	50% *	0%	0%	0%		0%
Understand more about yourself	75% *	25% *	0%	0%	0%		0%
Develop community awareness	50% *	50% *	0%	0%	0%		0%
Appreciate the arts	100% *	0%	0%	0%	0%		0%
Increase understanding of society	25% *	50% *	25% *	0%	0%		0%

Satisfaction with Aspects of Your:

Program

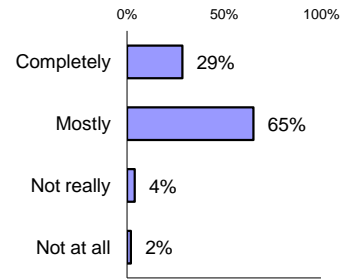
	Of respondents who felt aspect of program was:						not applicable
	applicable						
	Very Good	Good	Adequate	Poor	Very Poor		
Quality of instruction	55%	45%	0%	0%	0%		0%
Amount of practical experience	35%	51%	8% *	6% *	0%		0%
Textbooks and learning materials	14% *	57%	27%	2% *	0%		0%
Library materials	8% *	47%	31%	12% *	2% *		0%
Quality of computers and software	27%	34%	20% *	20% *	0%		15% *
Quality of other tools/equipment	8% *	38%	35%	15% *	4% *		2% *
Availability of instructors outside of class (not in '10, '11)	38%	48%	14% *	0%	0%		3% *
Helpfulness of instructors outside of class (not in '10, '11)	57%	33%	10% *	0%	0%		0%
Fair assessments (tests, papers) (not in '10, '11)	37%	63%	0%	0%	0%		0%
Variety of assessments (not asked after '06)	0%	0%	0%	0%	0%		0%
Organization of program	20%	53%	20%	6% *	0%		0%

Courses

	Of respondents who felt aspect of courses was:						not applicable
	applicable						
	Very Good	Good	Adequate	Poor	Very Poor		
Being up to date	26%	66%	6% *	2% *	0%		4% *
Covering topics relevant to field	35%	51%	12% *	2% *	0%		0%
Covering standards used	27%	65%	8% *	0%	0%		0%
Synthesizing information (not in '08, '10, '11)	45% *	45% *	10% *	0%	0%		0%
Encouraging to think in new ways (not in '08, '10, '11)	45% *	45% *	10% *	0%	0%		0%
Opportunity for class discussion (not in '08, '10, '11)	65%	15% *	20% *	0%	0%		0%
Improve presentation skills (before '04)	0%	0%	0%	0%	0%		0%

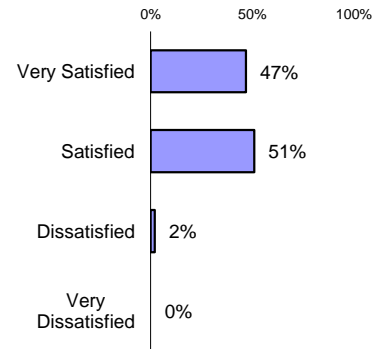
Overall Satisfaction

Was Main Reason for Enrolling Met?



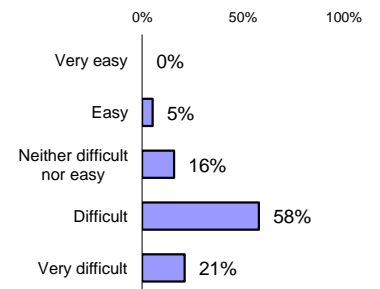
N= 49

How Satisfied with Education?***



N= 49

Level of Difficulty (Asked after 2004. In 2005 - 2007 asked of trades-training respondents only. Since 2008, asked of all respondents. Not asked in 2010 and 2011.)



N= 19

*Sample size is less than ten, interpret with caution.
 NOTE: All percentages are rounded to whole numbers.
 **Personal development questions asked of a 50% sample.

***A 50% sample was asked in 2004 and 2005. A different version of the question was asked before 2004 (not shown on this report).

DACSO Summary of Survey Results

Institutions: VCC (2011, 2010, 2009, 2008, 2007)

CPC Codes (internal institutional codes) (MUAR: Music-Composition/Arranging (DIPL), MUCM: Music-Jazz & Contemporary Instrumental (DIPL), MUCF

Number of Eligible Students: 80
 Number of Respondents: 49
 Response Rate: 61%

Reasons for choosing the institution

Why did you choose the institution? N= 6

(Multiple response version of Q53A first asked in 2008. Asked of a 50% sample. Not asked in 2010 and 2011.)

- 17% It is in the region where I live
- 0% Availability of program
- 0% Program unique to this institution
- 17% Reputation of institution/went there before
- 83% Reputation of program
- 33% Less expensive
- 0% I was accepted into this institution
- 0% Location of institution
- 17% Transferability of course or program
- 0% Employer sent me

- 17% Length of program/convenient schedule/online courses
- 0% Small institution or class size
- 0% Other

Note: In 2008, the "Why did you choose the institution?" question was changed to allow multiple responses. Please refer to the Evaluation of Education filtered report to see data for this question in the old non-multiple response format.

Jobs Obtained

10 Most Common Training-Related Occupations

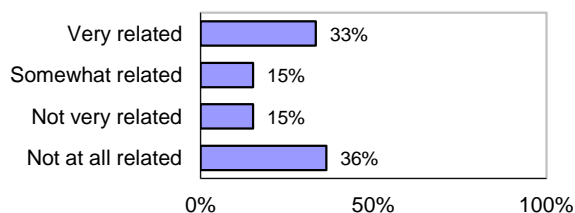
5133	Musicians & Singers
5222	Film & Video Camera Operators
5132	Conductors, Composers & Arrangers

Employed in This Occupation	% of those Employed	Median Hourly Wage**	Median Weekly Hours Worked
14	42%	\$23	7
1 *	3%	n/a	6
1 *	3%		

All Training-Related Occupations	16	48%	\$20	7
Unrelated Occupations	17	52%	\$10	21
Training-Related Status Unknown	0			
Currently Employed	33	100%	\$18	20
Unemployed and Looking for Work	4 *			
Total in Labour Market	37			

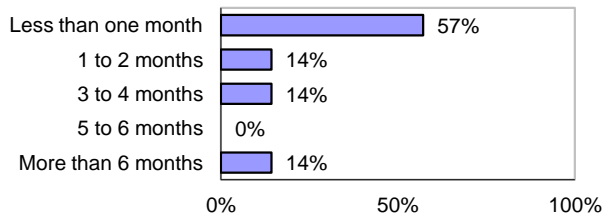
Of Those Currently Employed:

Relationship of Employment to Training



N= 33

How Long Did it Take to Find Current Training-Related Employment?



* N= 7

* Sample size is less than ten, interpret with caution.

** Hourly wage data not available before 2005.

"n/a" Indicates the data are not shown to preserve confidentiality.