

DACSO Summary of Survey Results

Institutions: VCC (2011, 2010, 2009, 2008, 2007)

CPC Codes (internal institutional codes) (PNUR: Practical Nursing (CERT))

Number of Eligible Students: 512
 Number of Respondents: 303
 Response Rate: 59%

Description of Survey Respondents

Demographics

	Of Eligible Students:	Of Respondents:
Male	12%	11%
Female	88%	89%
Median age (yrs)	31.0	32.0
Aboriginal		2% *

Previous Education

Completed high school (not asked in '05, '06, '08, '10, '11)	96%
Of Those With a Previous Credential (not asked in '04, '06, '08)	N=120
Certificate or diploma	74%
Degree	29%

Respondents' Reason For Enrolling (not asked in '10, '11)

Job skills	51%
Credential	23%
Credential & job skills	25%
Other	1% *

Graduate Status (institution-reported)

Graduate (data for years prior to '04 may not be reliable)	100%
--	------

Graduate Status (self-reported) (not asked in '10, '11)

Completed requirements for program credential	98%
---	-----

Employment Outcomes

Of Valid Responses:

97% in the labour force
 95% employed

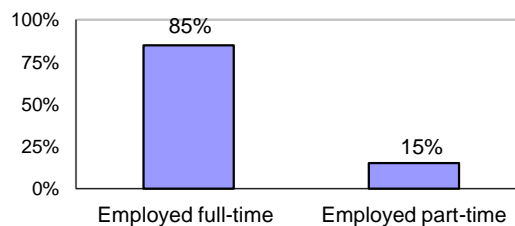
Of Those in the Labour Force:

2% * unemployed

Of Those Employed:

83% employed in a **permanent** job
 97% employed in a **training-related** job
 13% had current job before/during studies

Of Employed Respondents Either Employed Full or Part-time: N= 257

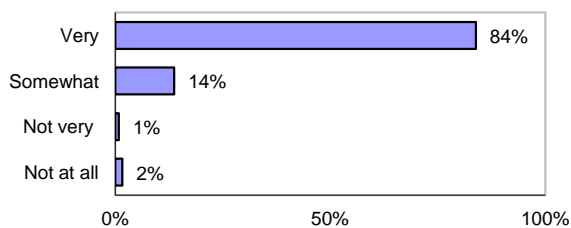


gross median monthly salary of **full-time** main job

\$24 gross median hourly wage of main job
 (Obtained hourly wage data since 2005. Monthly salary data only available before 2005.)

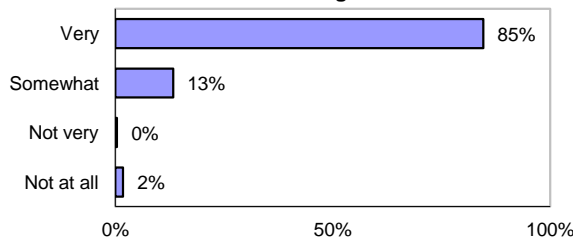
Usefulness of Studies

Usefulness of Education in Getting Job (obtained after studies)



N= 248

Usefulness of Knowledge and Skill Gain in Performing Job**



N= 286

* Sample size is less than ten, interpret with caution.

"n/a" Indicates the data are not shown to preserve confidentiality.

** In 2003 and 2002, asked of a 25% sample. Before 2002, this question was not asked.

NOTE: All percentages are rounded to whole numbers.

DACSO Summary of Survey Results

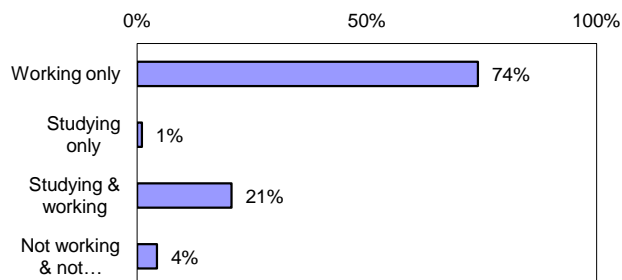
Institutions: VCC (2011, 2010, 2009, 2008, 2007)

CPC Codes (internal institutional codes) (PNUR: Practical Nursing (CERT))

Number of Eligible Students: 512
 Number of Respondents: 303
 Response Rate: 59%

Current Activity

Of *All Respondents*:



Of *Respondents Both Working and Studying*: N= 62

58% employed full-time and studying
 42% employed part-time and studying

Not asked in '11

60% considered themselves to be a worker rather than a student
 40% considered themselves to be a student rather than a worker

Further Education Outcomes

Of *Valid Responses*:

22% were currently studying
 28% have taken further studies (including those still attending the same institution)

Of *Respondents Who Expected to Transfer Credits*: N= 15

93% received the expected course transfer credits
 75% felt **satisfied** or **very satisfied** with the transfer experience

Of *Those Who Have Taken Further Studies*
 (including those still attending): N= 86

81% have taken further studies at a B.C. public post-secondary institution

Of *Those Who Have Taken Related Further Studies*
 (including those still attending): N= 77

68% felt **very well prepared** for further study
 30% felt **somewhat prepared** for further study

Where are you studying or where did you take further studies?

B.C. Public Post-Secondary Institutions

5% BCIT
 0% Camosun College
 0% Capilano University (formerly Capilano College)
 0% College of New Caledonia
 0% College of the Rockies
 10% Douglas College
 0% Emily Carr University of Art and Design (formerly Emily Carr Institute of Art and Design)
 0% Institute of Indigenous Government
 1% Justice Institute of BC
 6% Langara College
 0% Nicola Valley Institute of Technology
 0% North Island College
 1% Northern Lights College
 0% Northwest College
 0% Okanagan College (formerly Okanagan Univ. College)
 0% Selkirk College
 54% Vancouver Community College

2% University of the Fraser Valley (formerly Univ. College of the Fraser Valley)
 1% Kwantlen Polytechnic University (formerly Kwantlen Univ. College)
 0% Vancouver Island University (formerly Malaspina Univ.-College)
 2% University of British Columbia/UBC Okanagan
 0% University of Northern British Columbia
 0% Simon Fraser University
 0% Royal Roads University
 1% Thompson Rivers University (formerly Univ. College of the Cariboo)
 0% Thompson Rivers University - Open Learning (formerly BC Open Learning)
 0% University of Victoria
 16% Other (all other institutions)

* Sample size is less than ten, interpret with caution.

NOTE: All percentages are rounded to whole numbers.

DACSO Summary of Survey Results

Institutions: VCC (2011, 2010, 2009, 2008, 2007)

CPC Codes (internal institutional codes) (PNUR: Practical Nursing (CERT))

Number of Eligible Students: 512
 Number of Respondents: 303
 Response Rate: 59%

Skill Development and Post-Secondary Experience

Program Provided Opportunity for:

Skill Development

	Of respondents who felt skill was:						not applicable
	applicable					Very Poorly	
	Very Well	Well	Adequately	Poorly	Very Poorly		
Write clearly and concisely	40%	37%	20%	3%	0%	7%	
Speak effectively	37%	41%	20%	1%	0%	7%	
Read and comprehend materials	47%	37%	15%	0%	0%	3%	
Work effectively with others	54%	33%	12%	1%	0%	1%	
Analyze and problem solve (before '03)	0%	0%	0%	0%	0%	0%	
Analyze and think critically	53%	34%	12%	1%	0%	0%	
Resolve issues or problems	40%	38%	20%	2%	0%	0%	
Use mathematics	45%	33%	20%	1%	0%	5%	
Use computers	19%	33%	29%	17%	3%	35%	
Use other tools and equipment	44%	36%	19%	1%	0%	2%	
Find information (before '04)	0%	0%	0%	0%	0%	0%	
Learn on your own	43%	39%	16%	1%	0%	3%	
Use entrepreneurial skills (before '04)	0%	0%	0%	0%	0%	0%	

Personal Development** (not in '05, '07, '08, '10, '11)

	Of respondents who felt aspect of development was:						not applicable
	applicable					Very Poorly	
	Very Well	Well	Adequately	Poorly	Very Poorly		
Decide career/education	47%	37%	10%	3%	3%	6%	
Manage work effectively	39%	39%	16%	3%	3%	3%	
Understand more about yourself	39%	35%	23%	0%	3%	3%	
Develop community awareness	38%	45%	14%	0%	3%	9%	
Appreciate the arts	33%	17%	42%	8%	0%	60%	
Increase understanding of society	32%	50%	18%	0%	0%	10%	

Satisfaction with Aspects of Your:

Program

	Of respondents who felt aspect of program was:					not applicable
	applicable				Very Poor	
	Very Good	Good	Adequate	Poor		
Quality of instruction	44%	36%	15%	4%	0%	0%
Amount of practical experience	44%	35%	17%	4%	1%	0%
Textbooks and learning materials	25%	45%	25%	5%	1%	0%
Library materials	24%	38%	30%	6%	2%	7%
Quality of computers and software	16%	37%	33%	13%	2%	36%
Quality of other tools/equipment	30%	45%	21%	4%	0%	1%
Availability of instructors outside of class (not in '10, '11)	35%	34%	22%	7%	2%	3%
Helpfulness of instructors outside of class (not in '10, '11)	35%	35%	20%	7%	2%	2%
Fair assessments (tests, papers) (not in '10, '11)	31%	41%	22%	5%	1%	0%
Variety of assessments (not asked after '06)	0%	0%	0%	0%	0%	0%
Organization of program	37%	44%	11%	5%	3%	0%

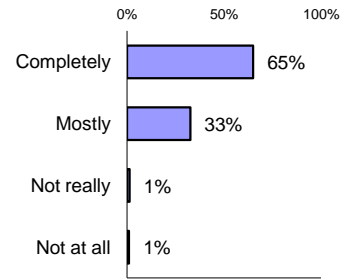
Courses

	Of respondents who felt aspect of courses was:					not applicable
	applicable				Very Poor	
	Very Good	Good	Adequate	Poor		
Being up to date	51%	36%	10%	2%	1%	0%
Covering topics relevant to field	49%	38%	11%	2%	0%	0%
Covering standards used	55%	36%	8%	1%	0%	0%
Synthesizing information (not in '08, '10, '11)	34%	43%	21%	2%	0%	3%
Encouraging to think in new ways (not in '08, '10, '11)	38%	44%	11%	4%	2%	1%
Opportunity for class discussion (not in '08, '10, '11)	47%	39%	10%	3%	1%	0%
Improve presentation skills (before '04)	0%	0%	0%	0%	0%	0%

*Sample size is less than ten, interpret with caution.
 NOTE: All percentages are rounded to whole numbers.
 **Personal development questions asked of a 50% sample.

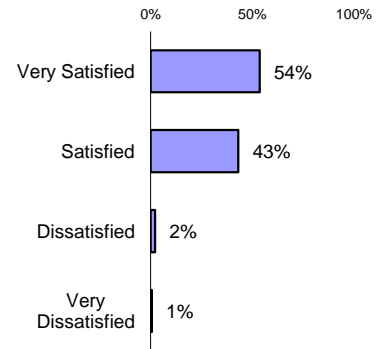
Overall Satisfaction

Was Main Reason for Enrolling Met?



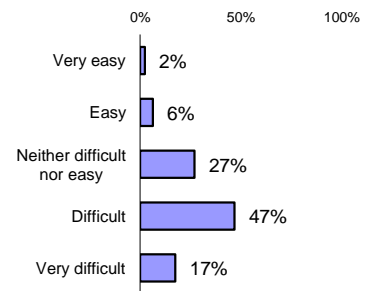
N= 303

How Satisfied with Education?***



N= 303

Level of Difficulty (Asked after 2004. In 2005 - 2007 asked of trades-training respondents only. Since 2008, asked of all respondents. Not asked in 2010 and 2011.)



N= 126

***A 50% sample was asked in 2004 and 2005. A different version of the question was asked before 2004 (not shown on this report).

DACSO Summary of Survey Results

Institutions: VCC (2011, 2010, 2009, 2008, 2007)

CPC Codes (internal institutional codes) (PNUR: Practical Nursing (CERT))

Number of Eligible Students: 512
 Number of Respondents: 303
 Response Rate: 59%

Reasons for choosing the institution

Why did you choose the institution? N= 53

(Multiple response version of Q53A first asked in 2008. Asked of a 50% sample. Not asked in 2010 and 2011.)

- 11% It is in the region where I live
- 8% Availability of program
- 9% Program unique to this institution
- 55% Reputation of institution/went there before
- 43% Reputation of program
- 40% Less expensive
- 2% I was accepted into this institution
- 15% Location of institution
- 2% Transferability of course or program
- 0% Employer sent me
- 6% Length of program/convenient schedule/online courses
- 0% Small institution or class size
- 4% Other

Note: In 2008, the "Why did you choose the institution?" question was changed to allow multiple responses. Please refer to the Evaluation of Education filtered report to see data for this question in the old non-multiple response format.

Jobs Obtained

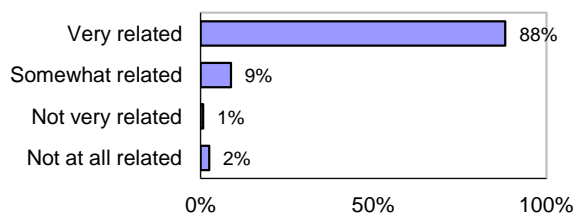
10 Most Common Training-Related Occupations

3233	Registered Nursing Assistants
3413	Nurse Aides & Orderlies
6471	Visiting Homemakers, Housekeepers & Related Occupations
3152	Registered Nurses
3151	Head Nurses & Supervisors
6474	Babysitters & Nannies
4131	College & Other Vocational Instructors

Occupation	Employed in This Occupation	% of those Employed	Median Hourly Wage**	Median Weekly Hours Worked
	262	92%	\$24	35
	6 *	2%	\$25	25
	4 *	1%	n/a	28
	2 *	1%	n/a	60
	1 *	0%	n/a	40
	1 *	0%	n/a	42
	1 *	0%	n/a	30
All Training-Related Occupations	277	97%	\$24	35
Unrelated Occupations	9 *	3%	\$18	28
Training-Related Status Unknown	0			
Currently Employed	286	100%	\$24	35
Unemployed and Looking for Work	7 *			
Total in Labour Market	293			

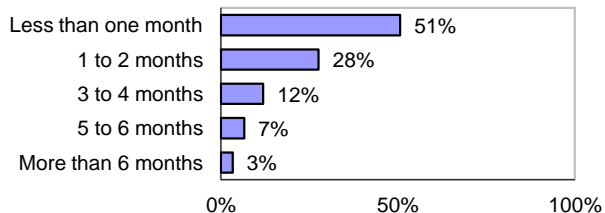
Of Those Currently Employed:

Relationship of Employment to Training



N= 286

How Long Did it Take to Find Current Training-Related Employment?



N= 243

* Sample size is less than ten, interpret with caution.

** Hourly wage data not available before 2005.

"n/a" Indicates the data are not shown to preserve confidentiality.